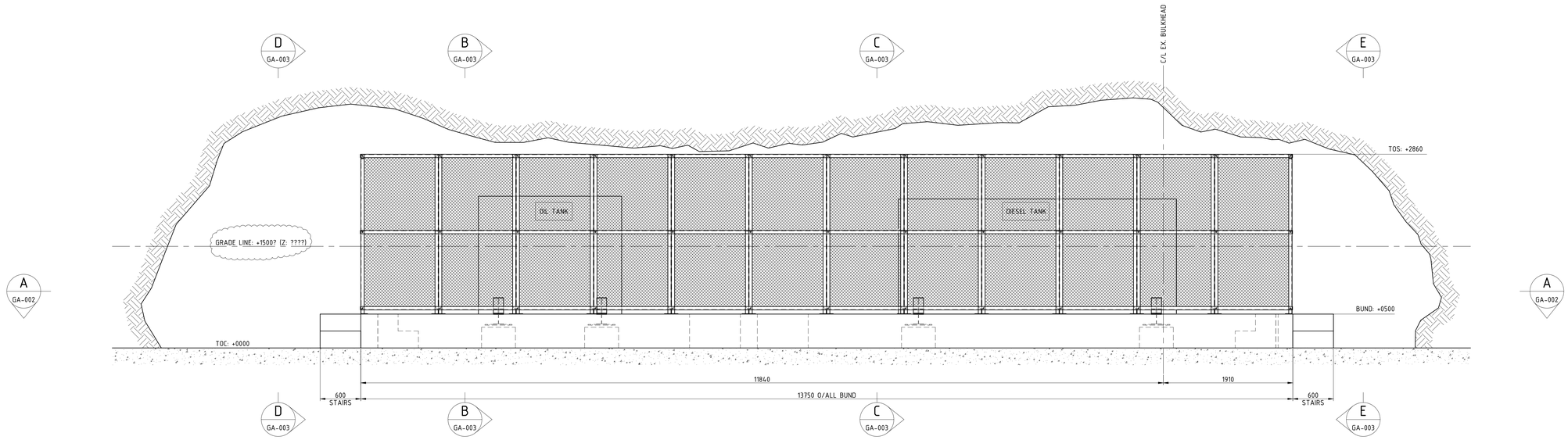

ELEVATION ON 212L REFUELING BAY

SCALE 1: 25

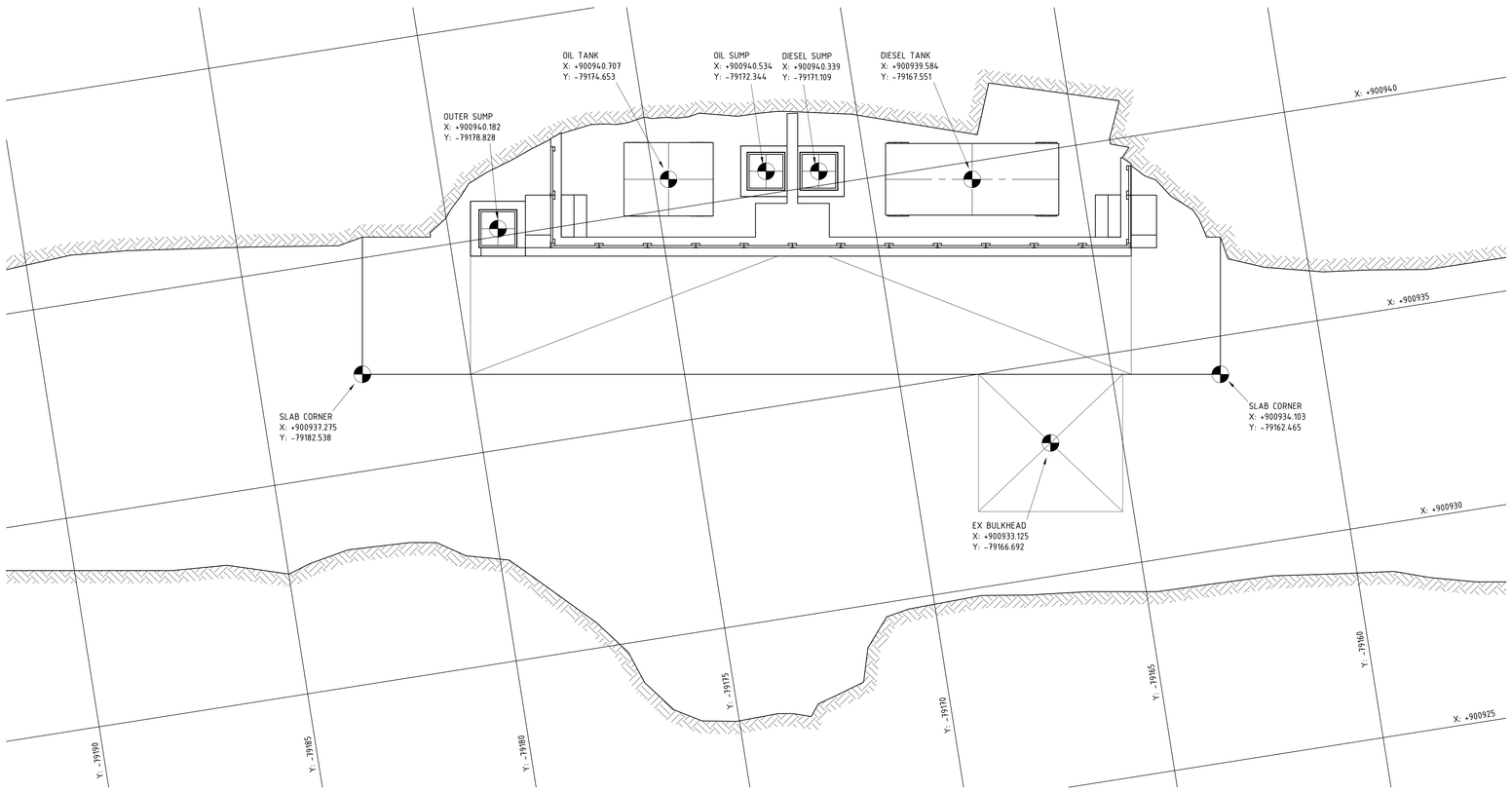

SITE PLAN

SCALE 1: 50

KEY PLAN

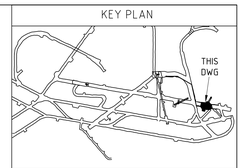

GENERAL NOTES

1. ALL FABRICATION TO BE DONE IN ACCORDANCE WITH HARMONY STANDARD SPECIFICATIONS & GENERAL NOTES. LATEST VERSIONS CAN BE REQUESTED FROM HARMONY'S ENGINEERING DESIGN OFFICE AND QUALITY DEPARTMENT.

LOCATION DOORNKOP 212L

JOB TITLE GENERAL ARRANGEMENT OF 212L REFUELING BAY

DRAWING NO. 0966-26-19-GA-001

DESIGNED AND DRAFTED BY

HMAE
scan•design•engineer
info@hmae.co.za

PROFESSIONAL ENGINEER APPROVAL

SIGNATURE AND STAMP

HARMONY ENGINEER APPROVAL

SIGNATURE AND STAMP

ISSUE STAMP

HARMONY APPROVAL

NOTE:-
This drawing may not be used without the appropriate stamp indicating its purpose.

TITLE	SEQ NO	TITLE	SEQ NO
GENERAL ARRANGEMENT OF 212L REFUELING BAY	0966-26-19-GA-001		
CIVIL LAYOUT OF 212L REFUELING BAY	0966-26-19-GA-002		
SECTION LAYOUTS AND DETAILS	0966-26-19-GA-003		
GENERAL LAYOUT OF OIL AND DIESEL PIPE LINES	0966-26-19-GA-004		
LAYOUT DETAILS OF OIL AND DIESEL PIPELINE SEGMENTS	0966-26-19-GA-005		
REINFORCING DETAILS OF CIVIL WORKS	0966-26-19-C-001		
BENDING SCHEDULE	0966-26-19-C-002		

REFERENCE DRAWINGS

DETAIL	MARK	DATE	INT	APP'D
ISSUED FOR APPROVAL / COMMENTS	A	11/2024	WC	

REVISIONS

	NAME	DATE	SIGNATURE
DRAWN	WESSEL CRONJE	26/11/2024	
CHECKED			
DESIGNER			

THIS DRAWING IS THE PROPERTY OF HARMONY GOLD MINING COMPANY LTD. IT MAY NOT BE COPIED, REPRODUCED OR TRANSMITTED TO ANY THIRD PARTY WITHOUT OUR WRITTEN PERMISSION.

HARMONY
ENGINEERING DEPT
WELKOM
COPYRIGHT

COMPANY:	HARMONY G.M
LOCATION:	DOORNKOP 212L
PROJECT :	DOORNKOP 212L EXPANSION - REFUELING BAY
JOB TITLE :	GENERAL ARRANGEMENT OF 212L REFUELING BAY

SCALE:	REV:	WORK NO	DWG NO	SIZE
1: 50; 25	A	0966-P06-2024-01	0966-26-19-GA-001	A0